

WELCOME TO

HILLWINDS HOUSE

TABLE OF CONTENTS

2 - Meet Your Hosts
3 - Discover the Cabin
4 - Check-In Instructions
5 - Settle In at Hillwinds
6 - Getting Comfortable
7 - Still Getting Comfortable
8 - Check-Out Info
9 - Enjoying the Sauna
10- Wood-fired Hot Tub
11- House Rules
12- Kitchen Supplies
13- Sink and Cooler
14- Using the Stovetop
15- Community Experiences
16- Emergency Information
17- Local Services
18- Local Places We Love
19- Leave Us a Review
20- Additional Info
21-23 Bring it Home!



Hi there, we're Jesse & Amberlynn and we welcome you to our Hillwinds House cabin experience. We created this cabin as a place of retreat from the busy world. We want it to be a place for relaxation and a connection with nature and slow living.

We purchased the 5 acre piece of land in the fall of 2024, and renovated the existing cabin structure that was already on the property. Inspired by the Scandinavian and Nordic cultures, we wanted the experience to include a wood burning hot tub and sauna.

We hope that our cabin has everything you need for a relaxing stay or as a home base for your adventures in the surrounding community. Our personal farm is located a few miles away and we will be happy to come out to assist with anything during your stay along the edge of the valley.

MEET YOUR HOSTS

DISCOVER
THE CABIN





5016 47 AVENUE
MEETING CREEK, ALBERTA

- located on 5 acres of natural treed land
- 1 king size bed, 1 bathroom
- wood fire sauna w/ valley view
- GOODLAND hot tub (April 1 - November 1)
- stocked kitchenette for cooking
- cozy woodstove in cabin

CHECK-IN INSTRUCTIONS

Instructions on where to find the door key will be sent to you, 48 hours before you check-in.

CHECK-IN IS AT 4:00 PM

If you have any issues checking in or any other questions please call or text.

JESSE 780-781-7150
AMBERLYNN 403-339-5162





SETTLE IN
AT HILLWINDS

WARMTH

In the winter months the cabin will be pre-warmed before you arrive.

The sauna will have kindling and paper ready to be lit for your convenience.
A box of matches, a lighter, chopping axe, and a hatchet are ready to be used by you during your stay.

FIREWOOD

There is a firewood stack for you to use in both wood stoves, cabin and sauna. The indoor firewood feature wall can be used for the fire. You are welcome to bring your own firewood as well, we won't complain.

WATER

The cabin is stocked with 30L of reverse osmosis water that can be used for all purposes: drinking, showering, dish washing, food prep, sauna, etc.

GETTING COMFORTABLE

CABIN WOOD STOVE TIPS

the stove is quite easy to use, but here's a few things to note:

- **to start the fire**, use the smaller kindling pieces of wood and add larger logs after the flame is going strong
- when adding wood to the fire, **open the front door so the smoke is sucked up the chimney** rather than up to the loft or into the cabin
- **don't stoke the fire too hot before heading to bed** for the night. Heat rises, so the loft generally stays warmer than the main floor of the cabin.
- the cabin is well insulated, so you shouldn't need to get up in the night to add wood. If you get cool, just add another blanket!
- the fellow stagg pour-over kettle **should only be used on the kitchen** cooktop, not on the wood stove

GETTING COMFORTABLE

BATHROOM AMENITIES

here's a few things to note
when using the indoor bathroom

- the bathroom is equipped with a dry flush toilet. Use the toilet as you normally would. Toilet paper, wipes, or any other products may be placed inside before flushing.
- to flush, press the black button. The waste will be "flushed" and sealed into the compartment below

IN THE BATHROOM

room spray
wet wipes
toilet paper
hand sanitizer
motion sensor ambient lights
full length mirror
hand-held shower to be used
outdoors or in sauna



BE SURE TO DECOMPRESS THE HAND SHOWER BEFORE STORING IN CUPBOARD

CHECK-OUT INFORMATION

THANK YOU FOR STAYING WITH US

On the morning of check-out, please ensure that this list is completed:

○ TURN THINGS OFF

- stovetop, make sure burners and propane valve are off
- outdoor bbq/grill (summertime)

○ KITCHEN

You are welcome to hand wash the dishes, but not required to do so

○ SAUNA

Please make sure that the door is closed with the log in front and the sauna bucket brought inside the cabin (when it's freezing outside)

○ CLOSE THE CABIN DOOR

Make sure the door is latched. We'll be coming to clean right after you leave, so no need to lock up

○ HANG THE KEY

hang the key back on the hook on the back of the cabin before you leave. There is a $35 key replacement charge if key is lost or taken with you

Please **sign the guest book** and send us a message when you have checked-out

CHECK-OUT BY 11:00AM

ENJOYING THE SAUNA

- Use at your own risk, we are not responsible for accidents or injuries
- the stove will have kindling wood & paper inside when you arrive
- optimal temperature for a sauna session is anywhere from 60-90°C, depending on your preference. It takes the sauna 30 minutes - 1 hour to reach ideal temperature. you may need to add wood or stir the fire as it warms up.
- to add steam to the sauna, bring the bucket with water and ladle over the the hot rocks





GOODLAND HOT TUB



STEPS TO PREPARE THE HOT TUB

Before you begin, remember to take pleasure in the process. Be mindful of each action, from splitting the firewood to stirring the water—it's all about creating a meaningful experience, rather than focusing on the end result.If you prefer a video to this text, scan the QR code on the the instruction plate on the side of the tub, or click here.

1 / **GATHER WOOD AND PREPARE MATERIALS**
- Gather a handful of kindling and a few logs in a range of sizes to add to your fire as it gets started.
- Have matches or a long lighter, and some paper or fire starter to get the kindling lit.
- Place some additional firewood near the tub.

2 / **START THE FIRE**
- Remove the lid to the stove box.
- Crumple a few balls of paper and place them on the bottom of the stove.
- Add the kindling criss-cross style over top. Make sure not to use too much, as you want enough room for air to circulate around it.
- Carefully light the fire.

3 / **BUILD UP THE FIRE**
- Once the kindling stack is burning nicely, move up to larger pieces of kindling.
- After adding and getting the larger pieces burning, add increasingly larger logs approx. 3-4" in diameter. Note: anything bigger than this will draw energy out of the fire instead of transferring it into heating the water.
- Arrange the wood loosely so that air can get around each log, and then fill the stove to the top.
- Replace the lid, keeping it open by about 1" to provide air intake to the bottom of the fire, helping it burn.

4 / **FEED THE FIRE & STIR THE WATER**
- Continue to stock the stove with wood so it slowly feeds itself and the fire doesn't go out.
- Check the fire every 30 minutes or so, adding wood if needed.
- When the water starts to feel warm, stir it with the wood paddle to mix the bands of hot water with the cold (otherwise the water temperatures stay separated and it takes longer to warm up the water).
- Put on the hot tub cover to help the water retain heat.
- While you wait for the tub to slowly yet steadily heat, find a mindful activity to help yourself slow down: walk the trail, prepare a meal, tend to your garden, read a book, or just tune into nature. Be sure to remember to check the fire and stir the water every 30 minutes or so.

5 / **PREPARE TO SOAK**
- Close to the 90-min mark, roll back the cover to check the temperature of the water with the floating thermometer.
- When the water is close to your perfect temperature, stop adding wood and close the stove lid—it'll soon arrive at your temperature. As an example, if you're seeking 104℉ (average hot tub temp), close the lid around the 95℉ mark.
- Allow the fire to smolder during your soak, adding more wood if necessary to help maintain the heat.

Now it's time to enjoy the life-changing experience of bathing outdoors in water heated only by wood.
You'll notice your senses are heightened, and how it's easy to tune into subtle details such as the cedar-scented water or the dampness of the surrounding forest. Take a few breaths as you soak, and let yourself feel completely at peace.

HOUSE Hillwinds House RULES



No smoking
or vaping
(only sauna
steam)



No parties
unless they are
quiet and joyful



Adhere to
sauna rules



Quiet time:
11pm–7am
or all the time



No pets
in the cabin



No food or eating
in loft bed or sauna

RELAX AND ENJOY YOUR STAY
AND REMEMBER TO GAZE AT THE STARS

KITCHEN SUPPLIES

COFFEE

We have freshly ground coffee from NRG Coffee Co. ready to be used in the pour-over and french press coffee makers.

TEA

a selection of herbal and caffeinated options



COOKING UTENSILS

- Chemex and Pourover coffee brewers (with filters)
- Stovetop, frying pan, and various pots
- salt, pepper, olive oil, sugar, and basic spices
- all utensils you should need to prepare delicious meals

BBQ GRILL

The BBQ is available by request from April to November.

EGGS

Let us know in advance if you'd like to purchase a dozen farm fresh eggs from 609 Farms for your morning breakfast

POTTERY

3 Salts Earthenware created all of the custom pottery bowls and cups for you to enjoy during your stay. See pg. 21 for more info if you'd like to bring some pottery home with you.


there's nothing around—
just birds & trees
JAMIE OLIVER jamie's italy
NRG coffee
COSTA RICA

SINK AND COOLER

the kitchen is equipped with a gravity water dispenser above a sink with a drain



the kitchen also has a YETI cooler instead of a fridge. The cooler is pre-cooled with ice packs before your arrival and should stay cold for 2-3 days. If the cooler isn't staying cold during a longer stay, let us know and we will bring frozen ice packs to swap out.





USING THE STOVETOP

the built-in stove top is propane fuelled and needs to be lit with a lighter to ignite.



1. turn the knob on the propane tank counter-clockwise to open.
2. press and turn the burner knob until you hear the hissing sound.
3. use the lighter from the drawer to light the burner (near the circle)
4. **TURN OFF** propane bottle when not in use

COMMUNITY EXPERIENCES

call or text us at 780-781-7150 if you would like to book a visit or just want more information on these experiences

MEETING CREEK HERITAGE RAILWAY STATION TOUR
book a tour to learn all about this restored railway station located a 10 minute walk from the cabin!

3 SALTS EARTHENWARE

local pottery studio across the valley offering in-person classes, demos, and items for sale
(she also has a garden full of fresh vegetables and flowers)

NRG COFFEE ROASTERS

local coffee roaster where you can purchase coffee or watch the roast in process. nrgcoffeeco.com

amberlynn lillie

oil and watercolour artist and illustrator
(also your co-host) book a studio visit to view and purchase art. amberlynnlillie.com

Prairie Wind flower farm

local flower farm offering fresh bouquets and u-pick flowers (seasonally)

CANAAN PINE STUDIO

graphic design and nature-inspired art studio located on the farm (it's Jesse, your host) stop by for a visit. canaanpine.com

EMERGENCY INFORMATION



POLICE - 911

YOU ARE LOCATED AT
5018 47 AVE
MEETING CREEK, ALBERTA
NON-EMEGENCY LINE: (780) 672-3341



FIRE - 911

YOU ARE LOCATED AT
5018 47 AVE
MEETING CREEK, ALBERTA



AMBULANCE - 911

YOU ARE LOCATED AT
5018 47 AVE
MEETING CREEK, ALBERTA



HOSPITAL 780-679-6100

ST. MARY'S HOSPITAL
4607 53 STREET
CAMROSE, AB T4V 1Y5

LOCAL SERVICES

GROCERIES & FOOD

Hillwinds House is located 30 minutes south of Camrose. You can purchase groceries here. For farm products, check out our friends at 609 Farms. They have fresh eggs, sausage, chicken, maple syrup, and more! Cash and e-transfer are accepted for payment.

RESTAURANTS

Cherry Lane B&B Café is the closest restaurant to HH. Coulee Tea House is a lunch option in Donalda. (also home of the world's largest lamp)
Camrose has a variety of restaurants for dining and quicker meals. If you're heading south, Stettler has options. Check out some of our faves on page 18.

GAS STATION

If you're needing a refuel, the towns of Bashaw or New Norway are the closest option.

GREENHOUSE

Ferry Point Greenhouse is 10 minutes east of the cabin. Open May and June, check Google for hours.

LOCAL PLACES
THAT WE LOVE

COFFEE & BAKED GOODS

Rural Café – Edberg, Alberta **(opening 2026)**
ONA Café – Lacombe, Alberta
G.O.A.T. Coffee – Camrose, Alberta
FIKA Coffeehouse – Camrose, Alberta
Strada Coffee Co. – Camrose, Alberta

RESTAURANTS

The Borough Market Bistro – Local Dining
La Azteca – Authentic Mexican Dishes
Pan Flame – Comforting Indian Food
Skyway – Family Style Chinese
Venture Eats – gourmet burger food truck

RECREATION

Meeting Creek Heritage Railway Station – ask us how to take a tour of this preserved piece of history just steps from the cabin
Linear Park – the old railroad has been turned into a park. Walk or bike along the trail and take in the sights of the valley.
Camrose Ski Club/Bike Trails – nearly endless miles of groomed cross country ski trails and all-season walking and biking trails
Buffalo Lake – Boating, kayaking, and paddle boarding are options on this lake. We have a kayak available for rent if you need one.
Mirror Lake – pond skating, paved walking/bike trails, depending on the weather.

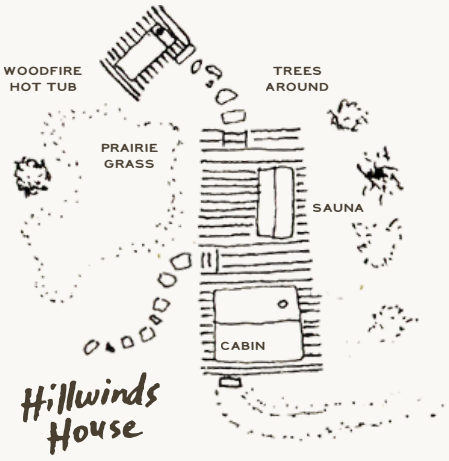

LEAVE US A REVIEW

PLEASE RATE US 5 STARS

We aim to make your stay as amazing as possible and hope you feel the same. If there is any reason why you can't leave a 5 star review, please let us know first so we can make it right for you! AirBnb requires hosts to maintain a 5 star rating, so if everything was satisfactory about your stay, please leave us 5 stars.

SHARE YOUR STAY

We'd love it if you share photos of your stay on social media or with your friends and family. If you had a wonderful time, we love it if you spread the word about our cabin by the valley! tag us @hillwindshouse

DON'T FORGET TO SIGN THE GUEST BOOK :)

ADDITIONAL INFORMATION

COOLING AND HEATING

For summer temperatures, we don't have AC. Please keep curtains closed throughout the day and the cabin will stay cooler.

In the winter months, the cabin will be pre-warmed before you arrive. Firewood, matches, and paper will be available for you to keep the fire going or restart it if necessary.

LOFT & LADDER USE

The king size bed is located in the loft. To access the loft, the sturdy but steep ladder must be climbed. Since the loft is small and we didn't want it too closed in, we did not add a railing. Please use at your own risk.

IF SOMETHING BREAKS

If something gets broken, please notify us as soon as possible and we'll discuss next steps. We can come to an understanding to make us each satisfied with the outcome. No need to hide damage or broken things. Accidents happen...let's talk about it.

DIRECTIONS

Hillwinds House is listed on Google Maps. Type it in and you'll end up at a cozy cabin.

Hillwinds House
5018 47 Ave
Meeting Creek, Alberta

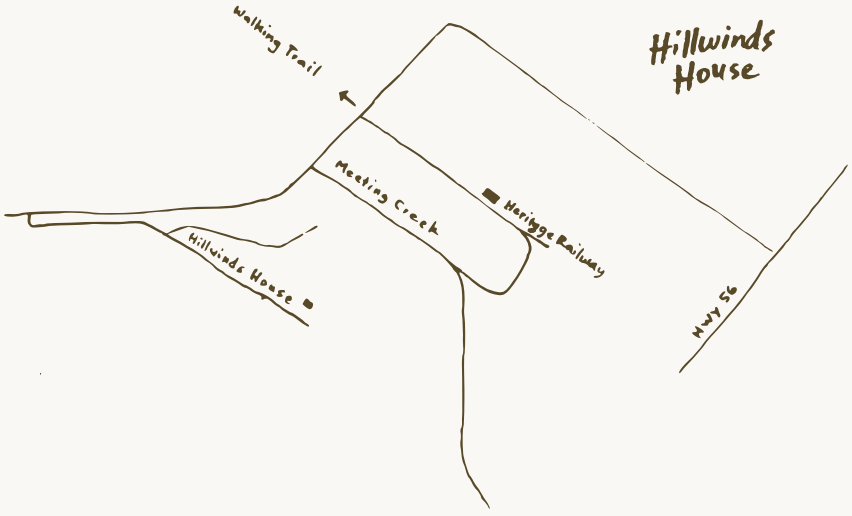

BRING HILLWINDS BACK HOME



EXCLUSIVE POTTERY

We collaborated with Jillisa at 3 Salts Earthenware to create the custom pottery bowls and mugs you'll get to use during your stay. Natural colours and textures that are inspired by the Meeting Creek hillsides.

Small cups - $42
Large cups - $45

Bowls $47

Message us if you'd like to take some home with you.



FRESHLY ROASTED COFFEE

Our friend Andrew roasts fresh coffee a few miles down the road. We have enough pre-ground coffee for you to enjoy during your stay at the cabin.

If you'd like to order a bag to take home with you at the end of your stay, let us know in advance and we'll have it ready for you!

340g bag - $25

Check out their website here to see variety of roasts:

nrgcoffeeco.com

BRING HILLWINDS BACK HOME



NORR SAUNAS

Did you love your sauna experience? Our sauna was designed by us, and built by Norr Saunas across the valley from the cabin.

Our model was an early version. Norr has now expanded and has several beautiful options for sale. Can you picture this in your backyard?

Learn more on their social media and website here:

@norrsaunas **norrsaunas.ca**



GIFT CERTIFICATE

Want to give a Hillwinds experience as a gift?

We offer a gift certificate for a 2-night stay at a flat rate with no blackouts. It can be redeemed in any season, subject to availability.

2 Night Stay - Hillwinds House
Flat rate: $600

*taxes and cleaning fees incl.

@hillwindshouse

HILLWINDS HOUSE

EACH SEASON HOLDS A MAGIC ALL ITS OWN











CREATED FOR HILLWINDS HOUSE
BY CANAAN PINE STUDIO
CANAANPINE.COM